

WALL MOUNTS

for Flat Panel TV's





WALL MOUNTS

Wall Mounts



Comtrad Part #	Description	Picture	PCS/CTN
210-020	<ul style="list-style-type: none"> • Model # PLB-40 • Ultra slim fixed bracket • Universal mounting pattern • Max.hole pattern 424mm width and 230mm height • For 23-37 inch screen • Load Capacity:75kgs (166 lbs.) • Max VESA 400X200mm • TV to wall:19mm 		6
210-008	<ul style="list-style-type: none"> • Model # PLB-41 • Ultra slim fixed bracket • Universal mounting pattern • Max.hole pattern 824mm width and 410mm height • For 37-63 inch screen • Load Capacity:75kgs (166 lbs.) • Max VESA 800X400mm • TV to wall:19mm 		6
210-021	<ul style="list-style-type: none"> • Model # PLB-42 • Ultra slim tilt bracket, TV to wall:46mm • Universal mounting pattern • Max.hole pattern 420mm width and 230mm height • For 23-37 inch screen • Load Capacity:75kgs (166 lbs.) • Max VESA 400X200mm • Tilt: 0°~-10° 		5
210-022	<ul style="list-style-type: none"> • Model # PLB-43 • Ultra slim tilt bracket, TV to wall:46mm • Universal mounting pattern • Max.hole pattern 820mm width and 410mm height • For 37-63 inch screen • Load Capacity:75kgs (166 lbs.) • Max VESA 800X400mm • Tilt: 0°~-10° 		5



Wall Mounts (continued)

Comtrad Part #	Description	Picture	PCS/CTN
210-014	<ul style="list-style-type: none"> • Model # PA-944 • Tilt and swivel bracket • Universal mounting pattern • Max.hole pattern 420mm width and 410mm height • For 32-47 inch screen • Load Capacity:45kgs (100 lbs.) • Max VESA 400X400mm • Tilt: 0°~-10° / Swivel: 180° 		2
210-015	<ul style="list-style-type: none"> • Model # PA-948 • Tilt and swivel bracket • Universal mounting pattern • Max.hole pattern 820mm width and 410mm height • For 32-63 inch screen • Load Capacity:60kgs (133 lbs.) • Max VESA 800X400mm • Tilt: 0°~-10° / Swivel: 180° 		2

Low Profile LED Wall Bracket Mounts

Comtrad Part #	Description	Picture	PCS/CTN
210-023	<ul style="list-style-type: none"> • Model # LED-024 • Easy Install, LED/LCD TV • Fixed Mount • Universal mounting pattern • With Cable Management Wall Distance Part • For 23-37 inch screen • Load Capacity:50kgs (111 lbs.) • Max VESA 400X400mm • TV to wall:14.5mm 		10
210-024	<ul style="list-style-type: none"> • Model # LED-028 • Easy Install, LED/LCD TV • Fixed Mount • Universal mounting pattern • With Cable Management Wall Distance Part • For 32-63 inch screen • Load Capacity:50kgs (111 lbs.) • Max VESA 800X800mm • TV to wall:14.5mm 		10



TF: 1.866.200.0564
T: 905.625.0564



COMTRADSOURCING.com
inquiries@comtradsourcing.com